

Improve both yourself and your applications with inSCADA.



inSCADA


"SCADA & IIoT Application Development Platform"

What is the inSCADA?

inSCADA systems are used in various applications in many different industries. Whatever your application is, inSCADA helps you develop an effective facility monitoring and control system.

inSCADA's web-based modern architecture provides many benefits. For both large and small applications, you can set up your system making sure it will be fast, efficient and fully scalable. When you want to resize your system, you can easily use your initial investment.

inSCADA is a web-based SCADA software developed using JAVA programming language and up-to-date technologies. Development activities are not done with a common desktop IDE, but using the tools it provides to its developers through the web interface. No compilation and distribution actions are required. It is a unique platform where you can run all your development activities in real time.



Web Based & RESTful

The inSCADA platform allows multiple users to access the system from anywhere with its web access feature. In addition, it has a service-based infrastructure and a mechanism that can be managed with services. In fact, every operation performed by the inSCADA user in the web interface is a service call. This feature means that it is an automatically manageable application. inSCADA web services can share data with applications such as ERP and EAM or can be fully integrated with them.

<https://www.inscada.com>

1/4

Communication Protocols



The inSCADA includes many commonly used communication protocols. In addition, any communication protocol that may be needed can be added to the platform by the inSCADA team. Communication protocols in the inSCADA ;

- Modbus TCP Client, Modbus TCP Server,
- Modbus RTU Master Over TCP/UDP, Modbus RTU Slave Over TCP/UDP
- Siemens S7,
- EtherNET/IP for Allen-Bradley,
- OPC DA Client,
- OPC UA Client,
- DNP3 Master, DNP3 Slave (Outstation),
- MQTT Publisher, Subscriber,
- IEC 60870-5-104,
- IEC 61850,
- IEC 62056-21,
- Fatek TCP/UDP.



Visualization

inSCADA uses your designs in SVG format for visualizations. You can prepare these designs with known UI/UX design tools (Figma, Adobe Illustrator, inkScape, Corel Draw ... etc.) and use them losslessly on the inSCADA platform. The inSCADA platform provides animation and data binding tools to SVG objects for visualization. These tools prevent developers from going into a lot of unnecessary programming and development details.


Runtime Development



All configuration and programming activities are done at runtime. Configuration and programming inputs are passed through strong validation and restriction mechanisms. This means that Developers are not allowed to accidentally create configuration and programming entries that could cause a system crash (software crash).

<https://www.inscada.com>

2/4



Working on Multiple Projects at Same Time

You can run more than one application/project on the platform and define your facilities or systems as applications/projects with different names. And you can also carry out development activities on all of them at the same time.

Multi-Tenant



On the inSCADA Platform, you can keep users in completely isolated work areas by creating user spaces. In this way, a user in a user space can only access and work on projects in that user space.



Notifications

You can send SMS, E-Mail, Whatsapp and Slack messages to users from the inSCADA Platform. You can configure alarms, reports, and user actions to be sent as automatic messages.

IP Camera

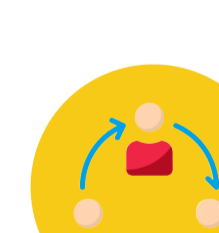


On the inSCADA Platform, you can connect to the IP cameras in your facility and place the images on your mimic screens. In this way, you can make the monitoring and control capabilities of your camera images and mimic screens in your facility more effective.

<https://www.inscada.com>

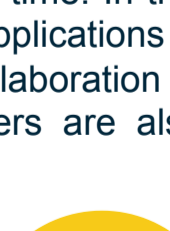
3/4

Teamwork and Chat



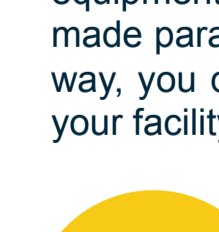
The inSCADA platform, with its web-based architecture, allows multiple developers to develop applications on the platform at the same time. In this way, the development and commissioning time of large-scale applications is shortened and efficiency is increased. With the chat feature, collaboration of team members on the platform is supported. Application users are also allowed to monitor and control the systems as a team.

Faceplates



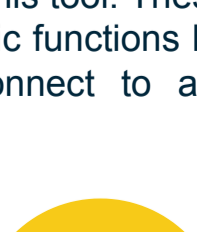
On the inSCADA Platform, you can create faceplates of the devices, equipment, instruments or systems in your facility. These faceplates can be made parameter in any structure you want and used as mimic pages. In this way, you do not need to repeatedly design and configure similar devices in your facility.

Database Connection



It can connect to different databases. There is a database management tool to manage these databases. SQL queries can be written with this tool. These queries can be used in applications as parametric and dynamic functions by supporting JavaScript. Some of the databases it can connect to are ORACLE, PostgreSQL, MS SQL, Firebase.

Historian Database



inSCADA architecture is integrated with a time series database. The data collected from the communication channel is recorded in this database according to the saving policy chosen by the developer and even by checking the data accuracy.

<https://www.inscada.com>

4/4